

DRD Blood™

WHOLE BLOOD RNA STABILIZATION MEDIUM IN MICROTUBE

document reference: IB09 I130_1 R01 B.1

update: 26/03/2026

For research use only

For professional use only

CATALOGUE NUMBER

REF DRDB_2

INTENDED USE/ GENERAL INFORMATION

DRD Blood™ is a whole blood RNA stabilization medium that preserves the *in vivo* gene expression profile by reducing post-collection RNA degradation and minimizing stress-related gene induction.

INTENDED USER

Sampling is performed under supervision of a healthcare provider; analysis of the preserved sample is performed by an approved medical lab or a molecular research lab.

SPECIMEN TYPE

capillary blood

COMPOSITION

The product contains guanidine thiocyanate and N-lauroylsarcosine. Complete product composition is described in the MSDS and can be downloaded from the website www.inactivblue.com.

MATERIAL INCLUDED

DRDB_2 36 x DRDB_2 (150 µL of DRD Blood™ in a screw cap microtube)

MATERIAL NEEDED, BUT NOT PROVIDED

Blood collection accessories are not included with the DRD Blood™ collection tube. These include:

For capillary blood:

- blood lancet (e.g. Vitrex Sterilance Lite3 (e.g. pink or yellow) or BD Microtainer lancet (e.g. blue or pink))
- capillary blood collection device, for example the Minivette® POCT (no additives, nominal volume 50 µL, Sarstedt, product code 17.2111.050)
- alcohol wipes for cleansing

NOTE: it is also possible to collect venous blood in a standard vacuum blood collection tube before transferring in the DRD Blood™ microtube. The following materials are required, but not provided:

- standard vacuum blood collection tube (either EDTA or sodium citrate as anticoagulant)
- graduated pipette for 50 µL (e.g. Samco™ Exact Volume Transfer Pipettes, Thermo Scientific, product code 930NL or 50 µL Exact Volume Pipet, VWR, product code: 612-5849)

STORAGE AND STABILITY IN ITS ORIGINAL PACKAGING

- store tubes between 15-25 °C
- keep away from direct (sun)light
- dispose in accordance with local regulations for disposal of medical devices / hazardous substances

INSTRUCTIONS FOR USE

procedure for capillary blood collection:

Follow the instructions of your selected blood collection procedure for capillary blood.

procedure for venous blood collection in a citrate or EDTA blood collection tube before transfer to DRDB 2 :

Follow the instructions of your selected blood collection tube for venous blood.

procedure for storage and analysis of blood samples in DRD Blood™

1. Store for a maximum time period at defined temperature as indicated below before further processing:
 - a. 4 °C for a maximum of 30 days
 - b. 25 °C for a maximum of 3 days
 - c. -20°C / -80 °C, indefinitely
2. If further processing is performed after thawing, homogenize the sample by gently inverting 5 times.

RESULTS AND PERFORMANCE

DRD Blood™ stabilizes RNA in whole blood samples for:

- 30 days at 4 °C
- 3 days at 25 °C
- at least 5 freeze/thaw cycles

Physical RNA integrity in a whole blood sample is maintained

- 14 days at 4 °C
- 1 day at 25 °C
- at least 5 freeze/thaw cycles

PRODUCT SPECIFICATIONS

The following quality control tests are performed before each batch release:

- chemical composition
- appearance: clear, colorless fluid
- functionality test, i.e. RT-qPCR test on blood samples in DRD Blood™: RNA stability; criteria: $\Delta Cq \leq 2$ between day 0 and day 3 (storage at RT)

A certificate of analysis per lot is available upon request.

INSTRUMENT/ SYSTEM COMPATIBILITY

The following RNA extraction methods were successfully validated for DRD Blood™. Optimized protocols are available on the website (www.inactivblue.com) on the DRD Blood™ page. They use either 200 µL or 400 µL of stabilized DRD Blood™ as input in the extraction (equivalent to 50 or 100 µL neat blood, respectively) and co-purify messenger RNA and optionally microRNA. The yield is 0.3-0.5 µg of total RNA per 50 µL of neat blood. Other RNA extraction methods should be validated by the user.

Table: Validated RNA extraction methods for DRD Blood™

kit	supplier	catalog #	principle
miRNeasy Micro	Qiagen	217084	spin column
VAMNE Magnetic Cell/Tissue Total RNA Kit	Vazyme	RMA101-C2	magnetic beads

LIMITATIONS











- The DRDB_2 microtube is designed to stabilize 50 µL of blood. DRD Blood™ performs as specified with a margin of 37.5 - 75 µL of blood added to the micro tube. Further under- or over-filling will result in an incorrect buffer: blood ratio and may lead to poor product performance.
- Blood and blood components collected and processed in the tube are not intended for infusion or introduction into the human body;

WARNINGS AND PRECAUTIONS

- DO NOT DECONTAMINATE TUBES OR LAB ENVIRONMENT WITH BLEACH! DRD Blood™ contains guanidine thiocyanate that in combination with hypochlorite may form harmful cyanide gas.
- Harmful if swallowed, causes severe skin burns and eye damage, harmful to aquatic life with long lasting effects.
- All human, organic material should be considered potentially infectious. Handle all specimens as if capable of transmitting pathogens. Always wear protective clothing when handling specimens and reagents (e.g. gloves, lab coat, surgical mask, eye/face protection).
- For specifics, consult the MSDS that is available upon request or can be downloaded from the website www.inactivblue.com.
- Do not use if the product is visibly damaged.



SYMBOL GLOSSARY

symbols as defined in ISO 15223			
	catalogue number		batch code
	use-by date		manufacturer
	keep away from (sun)light		do not re-use
	consult instructions for use		temperature limit
	GHS05 corrosive to metals, hazard category 1		GHS07 acute toxicity (oral), category 4

TECHNICAL SUPPORT

URL: www.inactivblue.com
e-mail: info@inactivblue.com

MANUFACTURER INFORMATION



InActiv Blue bv

Industriepark Oost 2A
8730 Beernem (Belgium)
Tel: +32 50791807
info@inactivblue.com
url: www.inactivblue.com